


Distribution block - PTFIX 6X1,5 GY - 3002757

Please be informed that the data shown in this PDF Document is generated from our Online Catalog. Please find the complete data in the user's documentation. Our General Terms of Use for Downloads are valid (<http://phoenixcontact.com/download>)



Distribution block, bridged internally, the blocks can be bridged with one another via the conductor shaft, for corresponding plug-in bridges, see accessories, nom. voltage: 450 V, nominal current: 17.5 A, connection method: Push-in connection, number of connections: 6, cross section: 0.14 mm² - 2.5 mm², AWG: 26 - 14, width: 12.5 mm, height: 17.7 mm, color: gray, mounting type: for snapping onto a DIN rail adapter, Direct mounting with flange, Free-hanging

Your advantages

- ✓ Space-saving, thanks to the compact design
- ✓ Flexible use, thanks to direct mounting with flange covers from accessories
- ✓ Space-saving potential distribution, thanks to compact micro potential distributors
- ✓ Convenient test options, thanks to test openings at every terminal point
- ✓ Clear arrangement thanks to marking of all terminal points



Key Commercial Data

Packing unit	1 pc
Minimum order quantity	20 pc
GTIN	 4 055626 432403
GTIN	4055626432403
Weight per Piece (excluding packing)	6.000 g
Custom tariff number	85369010
Country of origin	Poland

Technical data

General

Note	Notes on operation the blocks can be bridged with one another via the conductor shaft, for corresponding plug-in bridges, see accessories
Number of levels	1
Number of connections	6

Distribution block - PTFIX 6X1,5 GY - 3002757

Technical data

General

Potentials	1
Nominal cross section	1.5 mm ²
Color	gray
Insulating material	PA
Flammability rating according to UL 94	V0
Rated surge voltage	6 kV
Degree of pollution	3
Overvoltage category	III
Insulating material group	I
Maximum load current	22 A
Maximum total current	26 A
Nominal current I _N	17.5 A
Nominal voltage U _N	450 V
Open side panel	No
Shock protection test specification	DIN EN 50274 (VDE 0660-514):2002-11
Back of the hand protection	guaranteed
Finger protection	guaranteed
Result of tight fit on support	Test passed
Tight fit on carrier	NS 35/NS 15
Note	When aligning several blocks, it is recommended to either place a DIN rail adapter underneath the connection point or a flange element between the blocks.
	For versions with 6 or 7 connections, it is sufficient to place one DIN rail adapter in the middle of each block and to use flange elements after every second block. Depending on the application case and mechanical load, other arrangements of the mounting accessory can also be chosen.
	When using the DIN rail adapter PTFIX-NS35, an aligned block must not protrude by more than a half.
Oscillation, broadband noise test result	Test passed
Test specification, oscillation, broadband noise	DIN EN 50155 (VDE 0115-200):2018-05
Test spectrum	Service life test category 2, bogie-mounted
Test frequency	f ₁ = 5 Hz to f ₂ = 250 Hz
ASD level	6.12 (m/s ²) ² /Hz
Acceleration	3.12g
Test duration per axis	5 h
Test directions	X-, Y- and Z-axis
Shock test result	Test passed
Test specification, shock test	DIN EN 50155 (VDE 0115-200):2018-05
Shock form	Half-sine

Distribution block - PTFIX 6X1,5 GY - 3002757

Technical data

General

Acceleration	30g
Shock duration	18 ms
Number of shocks per direction	3
Test directions	X-, Y- and Z-axis (pos. and neg.)
Relative insulation material temperature index (Elec., UL 746 B)	130 °C
Temperature index of insulation material (DIN EN 60216-1 (VDE 0304-21))	125 °C
Static insulating material application in cold	-60 °C
Surface flammability NFPA 130 (ASTM E 162)	passed
Specific optical density of smoke NFPA 130 (ASTM E 662)	passed
Calorimetric heat release NFPA 130 (ASTM E 1354)	27,5 MJ/kg
Smoke gas toxicity NFPA 130 (SMP 800C)	passed
Fire protection for rail vehicles (DIN EN 45545-2) R22	HL 1 - HL 3
Fire protection for rail vehicles (DIN EN 45545-2) R23	HL 1 - HL 3
Fire protection for rail vehicles (DIN EN 45545-2) R24	HL 1 - HL 3
Fire protection for rail vehicles (DIN EN 45545-2) R26	HL 1 - HL 3

Dimensions

Width	12.5 mm
Length	21.6 mm
Height	17.7 mm

Connection data

Connection method	Push-in connection
Stripping length	8 mm ... 10 mm
Connection in acc. with standard	IEC 60998-2-2
Conductor cross section solid min.	0.14 mm ²
Conductor cross section solid max.	2.5 mm ²
Conductor cross section AWG min.	26
Conductor cross section AWG max.	14
Conductor cross section flexible min.	0.14 mm ²
Conductor cross section flexible max.	1.5 mm ²
Min. AWG conductor cross section, flexible	24
Max. AWG conductor cross section, flexible	14
Conductor cross section flexible, with ferrule without plastic sleeve min.	0.14 mm ²
Conductor cross section flexible, with ferrule without plastic sleeve max.	1.5 mm ²
Conductor cross section flexible, with ferrule with plastic sleeve min.	0.14 mm ²
Conductor cross section flexible, with ferrule with plastic sleeve max.	1.5 mm ²
Connection cross sections directly pluggable	0.34 mm ² 2.5 mm ² 26 14

Distribution block - PTFIX 6X1,5 GY - 3002757

Technical data

Connection data

Conductor cross section solid min.	0.34 mm ²
Conductor cross section solid max.	2.5 mm ²
Conductor cross section flexible, with ferrule without plastic sleeve min.	0.34 mm ²
Conductor cross section flexible, with ferrule without plastic sleeve max.	1.5 mm ²
Conductor cross section flexible, with ferrule with plastic sleeve min.	0.34 mm ²
Conductor cross section flexible, with ferrule with plastic sleeve max.	1.5 mm ²
Internal cylindrical gage	A1 / B1

Ambient conditions

Operating temperature	-60 °C ... 105 °C (max. short-term operating temperature 130°C)
Ambient temperature (storage/transport)	-25 °C ... 60 °C (for a short time, not exceeding 24 h, -60 °C to +70 °C)
Permissible humidity (storage/transport)	30 % ... 70 %
Ambient temperature (assembly)	-5 °C ... 70 °C
Ambient temperature (actuation)	-5 °C ... 70 °C

Standards and Regulations

Connection in acc. with standard	IEC 60998-2-2
Flammability rating according to UL 94	V0

Environmental Product Compliance

China RoHS	Environmentally friendly use period: unlimited = EFUP-e
	No hazardous substances above threshold values

Drawings

Circuit diagram



Classifications

eCl@ss

eCl@ss 10.0.1	27141120
eCl@ss 11.0	27141120
eCl@ss 4.0	27141120
eCl@ss 4.1	27141120
eCl@ss 5.0	27141120
eCl@ss 5.1	27141120
eCl@ss 6.0	27141100
eCl@ss 7.0	27141120

Distribution block - PTFIX 6X1,5 GY - 3002757

Classifications

eCl@ss

eCl@ss 9.0	27141120
------------	----------

ETIM

ETIM 2.0	EC000897
ETIM 3.0	EC000897
ETIM 4.0	EC000897
ETIM 6.0	EC000897
ETIM 7.0	EC000897

UNSPSC

UNSPSC 6.01	30211811
UNSPSC 7.0901	39121410
UNSPSC 11	39121410
UNSPSC 12.01	39121410
UNSPSC 13.2	39121410
UNSPSC 18.0	39121410
UNSPSC 19.0	39121410
UNSPSC 20.0	39121410
UNSPSC 21.0	39121410

Approvals


Approvals

Approvals

CSA / EAC / EAC / LR / UL Recognized / cUL Recognized / cUL Recognized / DNV GL / IECCEB Scheme / BV / VDE Zeichengenehmigung

Ex Approvals


Approval details

CSA		http://www.csagroup.org/services-industries/product-listing/	13631
	B	C	D
Nominal voltage UN	300 V	150 V	300 V
Nominal current IN	20 A	20 A	10 A


Distribution block - PTFIX 6X1,5 GY - 3002757


Approvals

	B	C	D
mm ² /AWG/kcmil	26-12	26-12	26-12


EAC			RU C- DE.AI30.B.01102
-----	---	--	--------------------------

EAC			RU C- DE.BL08.B.00644
-----	---	--	--------------------------

LR		http://www.lr.org/en	LR2002627TA
----	---	---	-------------

UL Recognized		http://database.ul.com/cgi-bin/XYV/template/LISEXT/1FRAME/index.htm	FILE E 60425
	B	C	D
Nominal voltage UN	300 V	150 V	300 V
Nominal current IN	20 A	20 A	10 A
mm ² /AWG/kcmil	26-12	26-12	26-12

cUL Recognized		http://database.ul.com/cgi-bin/XYV/template/LISEXT/1FRAME/index.htm	FILE E 60425
----------------	---	---	--------------

cUL Recognized		http://database.ul.com/cgi-bin/XYV/template/LISEXT/1FRAME/index.htm	FILE E 60425
	B	C	D
Nominal voltage UN	300 V	150 V	300 V
Nominal current IN	20 A	20 A	10 A
mm ² /AWG/kcmil	26-12	26-12	26-12

Distribution block - PTFIX 6X1,5 GY - 3002757

Approvals

DNV GL		https://approvalfinder.dnvgl.com/	TAE00002TT
Nominal voltage UN		500 V	
Nominal current IN		24 A	

IECEE CB Scheme		http://www.iecee.org/	DE1-61977
Nominal voltage UN		450 V	
Nominal current IN		17.5 A	
mm ² /AWG/kcmil		1.5	

BV		http://www.veristar.com/portal/veristarinfo/generalinfo/approved/approvedProducts/equipmentAndMaterials	59146/A0 BV
----	--	---	-------------

VDE Zeichengenehmigung		http://www2.vde.com/de/Institut/Online-Service/VDE-gepruefteProdukte/Seiten/Online-Suche.aspx	40047798
Nominal voltage UN		450 V	
Nominal current IN		17.5 A	
mm ² /AWG/kcmil		0.2-1.5	

Accessories

Accessories

Insulating sleeve

Insulating sleeve - ISH 1,5/0,2 - 3206131



Insulating sleeve, color: white

Distribution block - PTFIX 6X1,5 GY - 3002757

Accessories

Insulating sleeve - ISH 1,5/0,5 - 3031034



Insulating sleeve, color: gray

Jumper

Plug-in bridge - FBS 2-4 - 3030116



Plug-in bridge, pitch: 4.2 mm, number of positions: 2, color: red

Plug-in bridge - FBS 2-4 GY - 3030118



Plug-in bridge, pitch: 4.2 mm, number of positions: 2, color: gray

Plug-in bridge - FBS 2-4 BU - 3030117



Plug-in bridge, pitch: 4.2 mm, number of positions: 2, color: blue

Labeled terminal marker

Marker card - SK 3,8 REEL P4,15 WH CUS - 0825990



Marker card, Card, can be ordered: by card, white, labeled according to customer specifications, mounting type: adhesive, for terminal block width: 4.15 mm, lettering field size: continuous x 3.8 mm

Distribution block - PTFIX 6X1,5 GY - 3002757

Accessories

Marker card - SK 2,8 REEL P4,15 WH CUS - 8199987



Marker card, Card, can be ordered: by card, white, labeled according to customer specifications, mounting type: adhesive, for terminal block width: 4.15 mm, lettering field size: continuous x 2.8 mm

Marker card - SK 3,8 REEL P4,15 WH CUS - 8199988



Marker card, Card, can be ordered: by card, white, labeled according to customer specifications, mounting type: adhesive, for terminal block width: 4.15 mm, lettering field size: continuous x 3.8 mm

Mounting material

Flange - PTFIX 1,5-F - 1049503



Flange, with screw-on fixing, width: 7.7 mm, height: 17.7 mm, color: gray, mounting type: Screw mounting

DIN rail adapter - PTFIX 1,5-NS15A - 1049500



DIN rail adapter, length: 21.6 mm, width: 8 mm, height: 10.85 mm

DIN rail adapter - PTFIX 1,5-NS35 - 1049497



DIN rail adapter, length: 58.1 mm, width: 21.6 mm, height: 11 mm

Distribution block - PTFIX 6X1,5 GY - 3002757

Accessories

DIN rail adapter - PTFIX 1,5-NS35AD - 1049498



DIN rail adapter, for NS 35 for accommodating two rows of PTFIX 1,5 distribution blocks, length: 44.4 mm, width: 8 mm, height: 10.9 mm

Assembly adapters - PTFIX 1,5-RZF - 1050613



Adapter for direct mounting

Terminal marking

Marking foil for zack marker strip - TML (EX3,8)R - 0801837



Marking foil for zack marker strip, Roll, white, unlabeled, can be labeled with: THERMOMARK ROLL 2.0, THERMOMARK ROLL, THERMOMARK ROLL X1, THERMOMARK ROLLMASTER 300/600, THERMOMARK X1.2, mounting type: adhesive, for terminal block width: 30000 mm, lettering field size: 30000 x 3.8 mm, Number of individual labels: 1

Marking foil for zack marker strip - TML (104X3,8)R - 0801833



Marking foil for zack marker strip, Roll, white, unlabeled, can be labeled with: THERMOMARK ROLL 2.0, THERMOMARK ROLL, THERMOMARK ROLL X1, THERMOMARK ROLLMASTER 300/600, THERMOMARK X1.2, mounting type: adhesive, for terminal block width: 104 mm, lettering field size: 104 x 3.8 mm, Number of individual labels: 2500

Marking foil for zack marker strip - TML (104X2,8)R - 0801832



Marking foil for zack marker strip, Roll, white, unlabeled, can be labeled with: THERMOMARK ROLL 2.0, THERMOMARK ROLL, THERMOMARK ROLL X1, THERMOMARK ROLLMASTER 300/600, THERMOMARK X1.2, mounting type: adhesive, for terminal block width: 104 mm, lettering field size: 104 x 2.8 mm, Number of individual labels: 2500

Distribution block - PTFIX 6X1,5 GY - 3002757

Accessories

Marking foil for zack marker strip - TML (EX2,8)R - 0801836



Marking foil for zack marker strip, Roll, white, unlabeled, can be labeled with: THERMOMARK ROLL 2.0, THERMOMARK ROLL, THERMOMARK ROLL X1, THERMOMARK ROLLMASTER 300/600, THERMOMARK X1.2, mounting type: adhesive, for terminal block width: 30000 mm, lettering field size: 30000 x 2.8 mm, Number of individual labels: 1

Marker for terminal blocks - US-TML (104X3,8) - 0830768



Marker for terminal blocks, Card, white, unlabeled, can be labeled with: BLUEMARK ID COLOR, BLUEMARK ID, THERMOMARK PRIME, THERMOMARK CARD 2.0, THERMOMARK CARD, mounting type: adhesive, lettering field size: 104 x 3.8 mm, Number of individual labels: 22

Marker for terminal blocks - US-TML (104X2,8) - 0830767



Marker for terminal blocks, Card, white, unlabeled, can be labeled with: BLUEMARK ID COLOR, BLUEMARK ID, THERMOMARK PRIME, THERMOMARK CARD 2.0, THERMOMARK CARD, mounting type: adhesive, lettering field size: 104 x 2.8 mm, Number of individual labels: 26

Marker card - SK U/3,8 WH:UNBEDRUCKT - 0803906



Marker card, Sheet, white, unlabeled, can be labeled with: PLOTMARK, CMS-P1-PLOTTER, Office printing systems, mounting type: adhesive, for terminal block width: 210 mm, lettering field size: 186 x 3.8 mm, Number of individual labels: 1440

Marker card - SK U/2,8 WH:UNBEDRUCKT - 0803883



Marker card, Sheet, white, unlabeled, can be labeled with: PLOTMARK, CMS-P1-PLOTTER, Office printing systems, mounting type: adhesive, for terminal block width: 210 mm, lettering field size: 186 x 2.8 mm, Number of individual labels: 3600

Distribution block - PTFIX 6X1,5 GY - 3002757

Accessories

Label - MM-TML (EX3,8)R C1 WH/BK - 1092026



Label, Roll, white, unlabeled, can be labeled with: THERMOFOX, THERMOMARK GO, THERMOMARK GO.K, mounting type: adhesive, for terminal block width: 8000 mm, lettering field size: continuous x 3.8 mm

Test plug terminal block

Accessories - MPS-MT 1-S4-B RD - 1982800



Accessories, number of positions: 1, pitch: 0 mm